

GROUP ANNUAL RESULTS

2021




Founded in
1992

30 years' experience in
Automotive Sector



Markets
12

Presence in different
countries



Locations
20+

Production sites




Technologies
5

Different state-of-the-art
technologies



Tech centers
4

Niche product design
& tailored equipment



M&A
20+

Companies successfully
integrated



Turnover
€324M

In 2021



People
3,237

Total staff
end of 2021

Turnover	€324M +14% vs 2020	Sales volatility: periodic drops in sales orders due to production limitations in automotive supply chain (semiconductor shortage)
EBITDA	€32.8M +24% vs 2020	Breaking records: the best result in the last 10 years
%EBITDA margin	10.2% +0.9pp vs 2020	Improvement of profitability as a result of close monitoring and strict cost control
LEVERAGE	x2.34 x2.48 in 2020	Senior secured note (€20M) fully repaid. Conservative debt management
CASH	€19M €41M in 2020	Optimization of cash levels, facing an evident contraction of working capital
CAPEX	€14.7M 4.5% o/sales	Complying with investment plans, prioritizing capacity-increase projects
EMPLOYMENT	3,237 FTE ≈ 2020	Main objective: retain staff and know-how

DEVELOPMENT OF THE MAIN INDICATORS

	2019A	2020A	2021A
TURNOVER	378.1	284.5	323.8
EBITDA	31.9	26.4	32.8
%EBITDA margin	8.5%	9.3%	10.2%
EBIT	13.6	9.4	16.5
%EBIT margin	3.6%	3.3%	5.1%

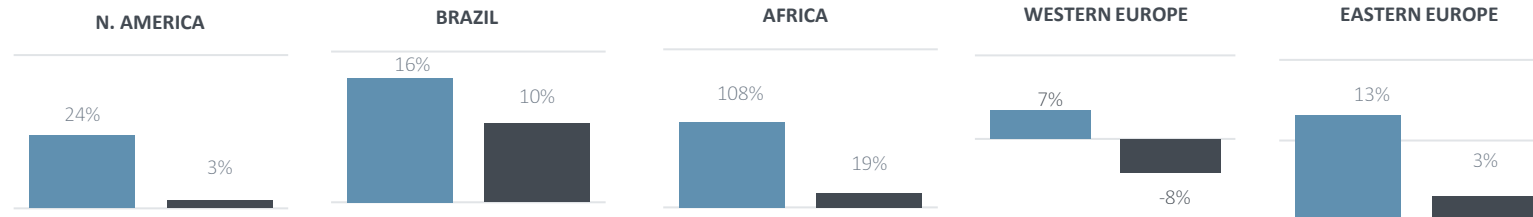
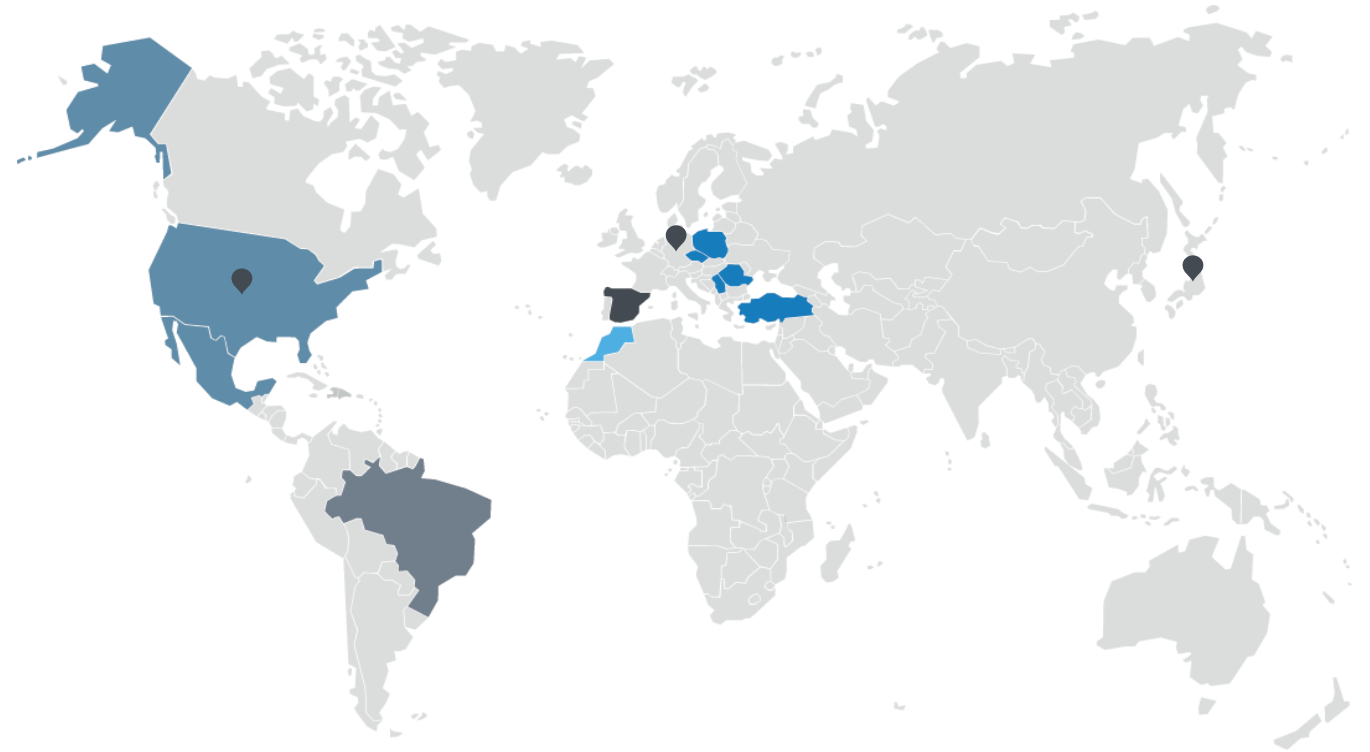
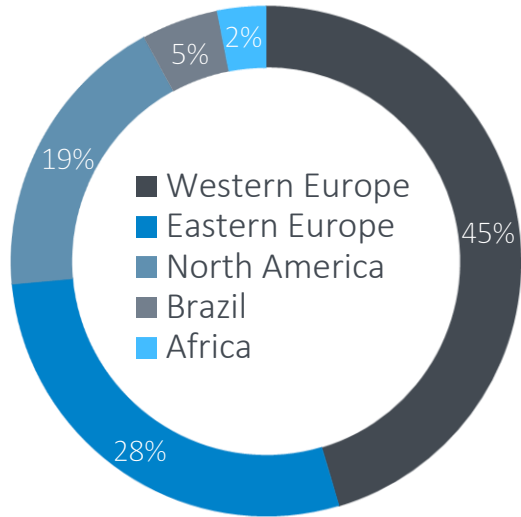
In € Million

Despite the chip shortage and sales volatility, Group turnover grew by 14% yoy. This increase has been driven by the close monitoring of KPIs, contingency preparedness and readiness to execute strategy changes at short notice.

In 2020, the Group managed to adjust its cost structure and has been able to maintain it throughout 2021 by passing on price increases.

Profitability continued to improve (+0.9pp), reaching double digits and outperforming automotive market trends.

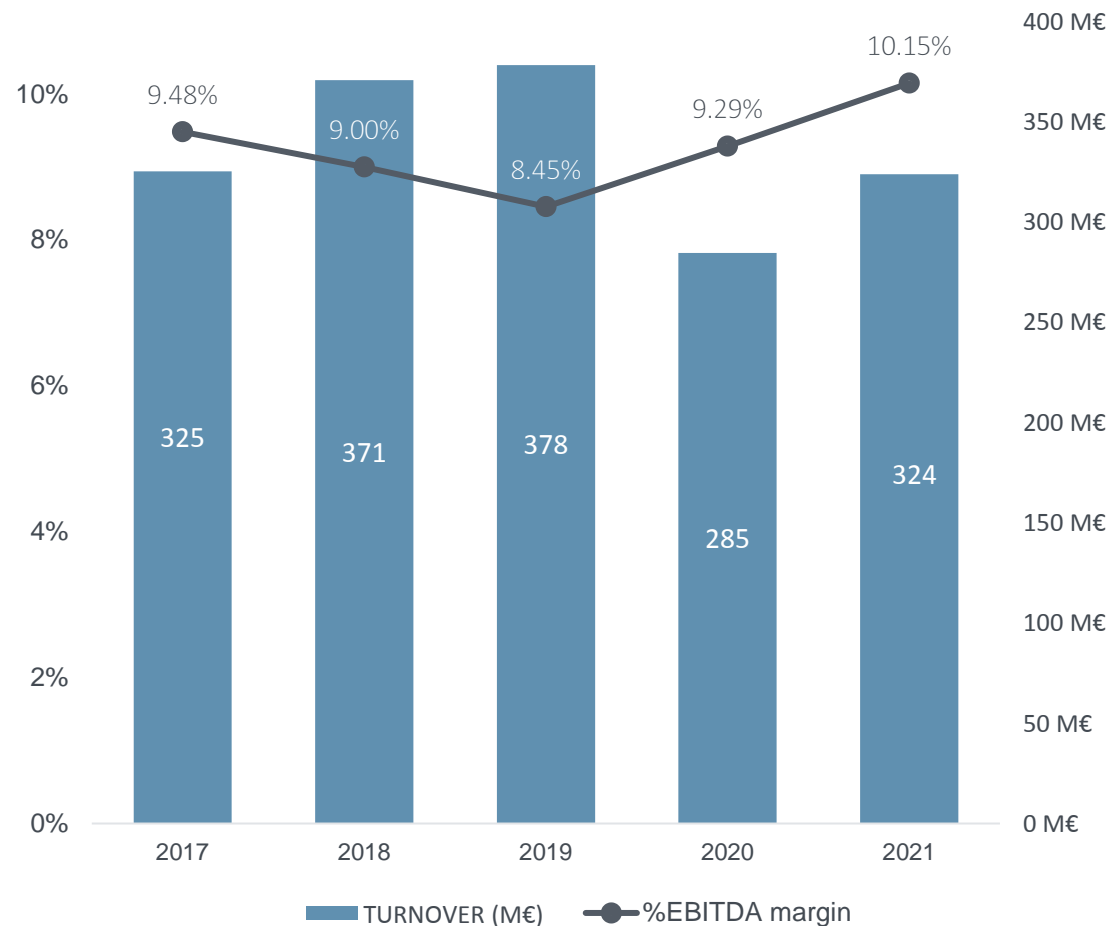
PRODUCTION BY LOCATION



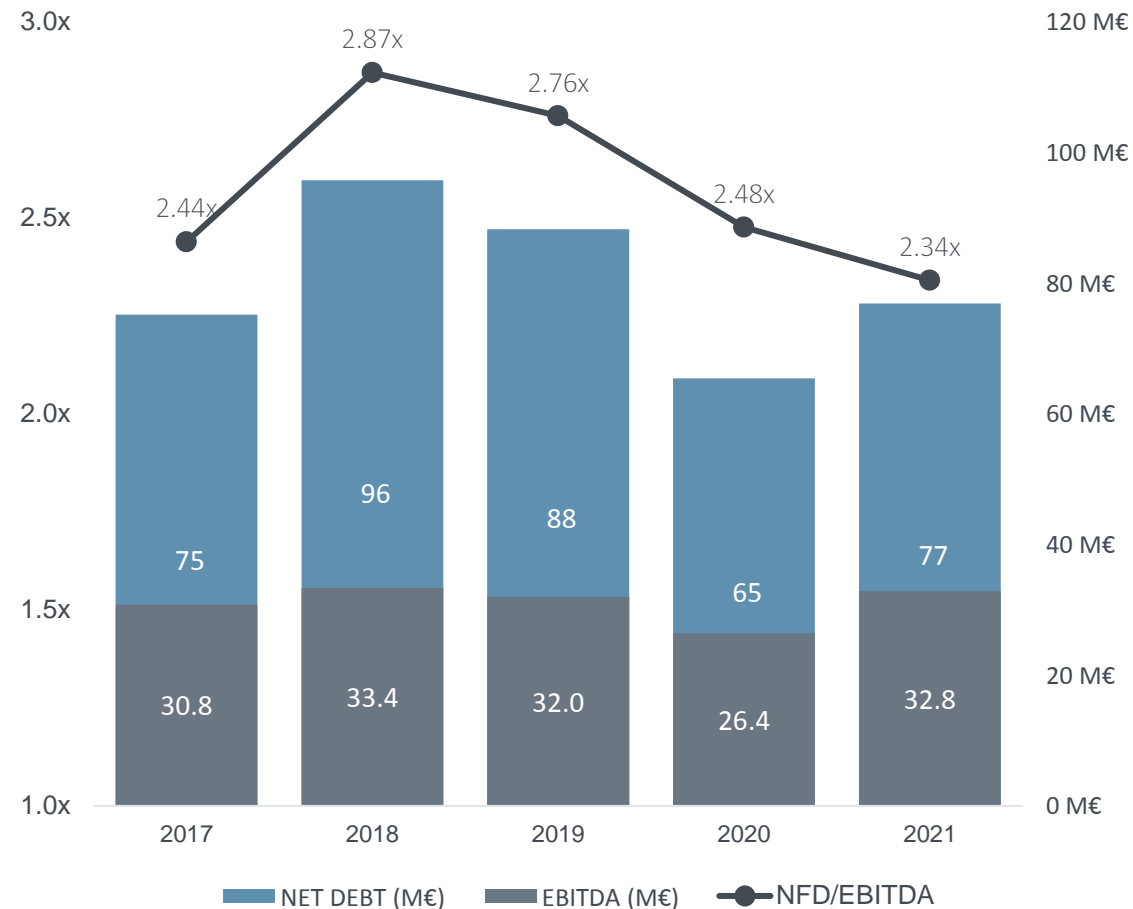
■ Teknia
■ Market

Teknia's turnover grew by 14%, outperforming significantly the market by 12.3 pp. (1.7% in Teknia's perimeter)

TURNOVER & EBITDA MARGIN



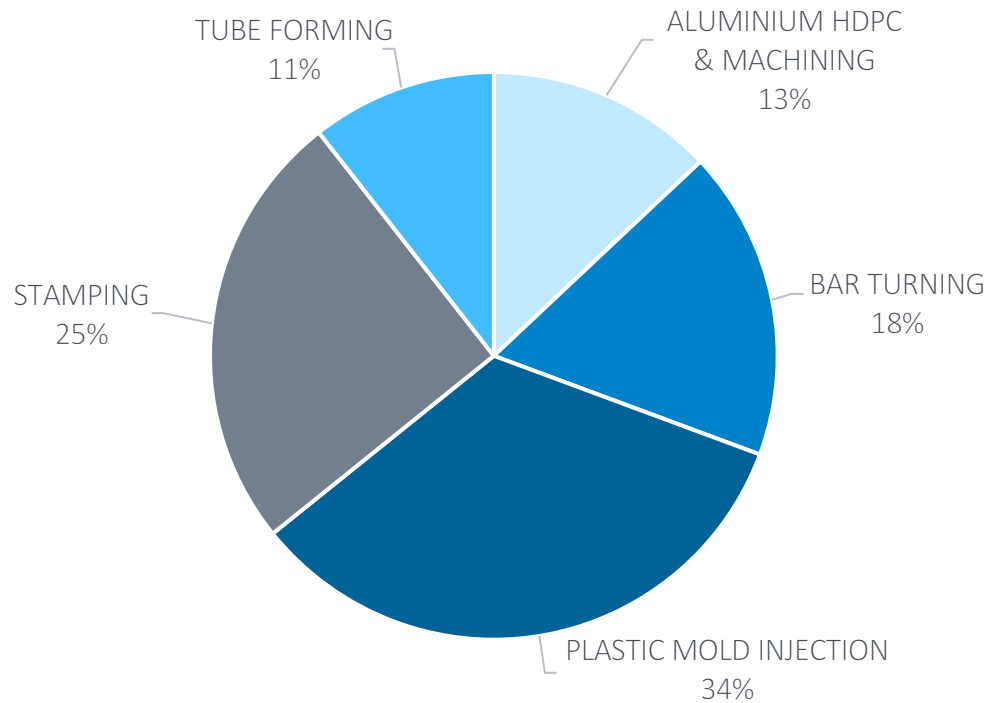
NFD & EBITDA



Data source: Audited Consolidated Financial Statements 2021

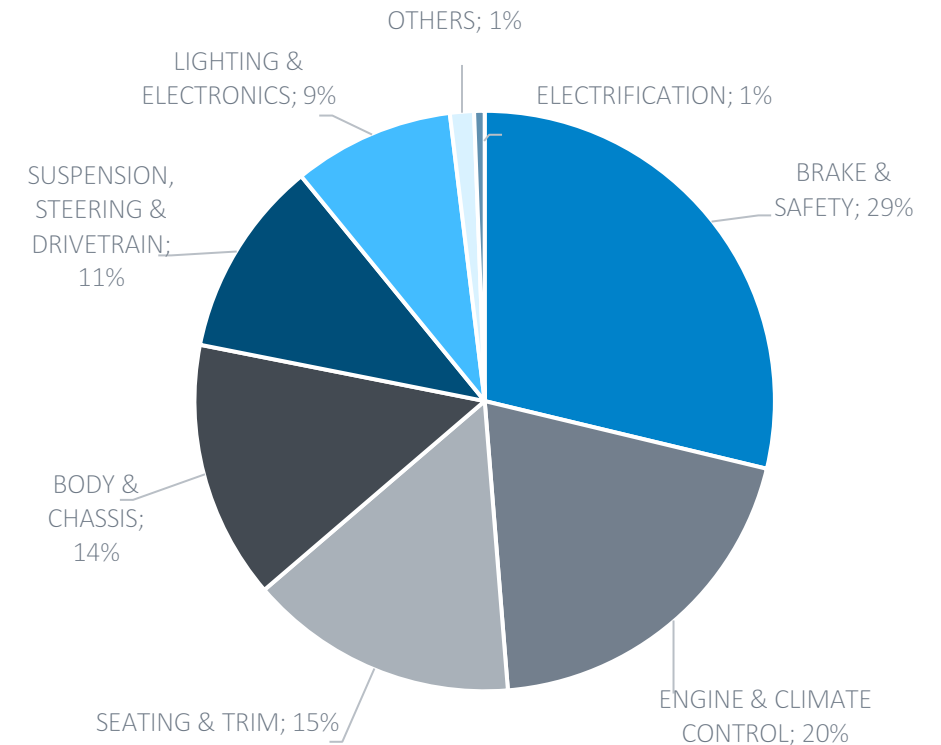
TECHNOLOGY

Manufacturing partner for mobility to its customers with extensive expertise and specialization in five well-balanced core technologies



PRODUCT CATEGORIES

Teknia's product portfolio covers a wide variety of vehicle component categories and is being expanded to new mobility solutions including, electric vehicles




More than 80% of Teknia sales are components present both in EV and ICE vehicles

Teknia is the manufacturing partner for mobility to its costumers

The Group uses its technologies and know-how to manufacture new mobility solutions

NEW PRODUCTS & TECHNOLOGIES
For vehicle electrification



With the acquisition of Teknia Santander, the Group has added new products, such as axis, to its portfolio; further inorganic growth opportunities are in progress. The Group offers multiple core material solutions for EVs, such as aluminium, plastic, and steel.

ADVANCED MANUFACTURING
Digitalization



Teknia focuses on advanced manufacturing, data management, and digitalization to enhance its deep knowledge as manufacturing partner.

CORPORATE STRATEGY
Long-term focus



The Group will strengthen its Corporate Strategy with the creation of a dedicated department to analyse, seize and overcome opportunities and challenges.



Thank you for your attention

JOIN US

 @TekniaGroup

 Teknia

www.tekniagroup.com

